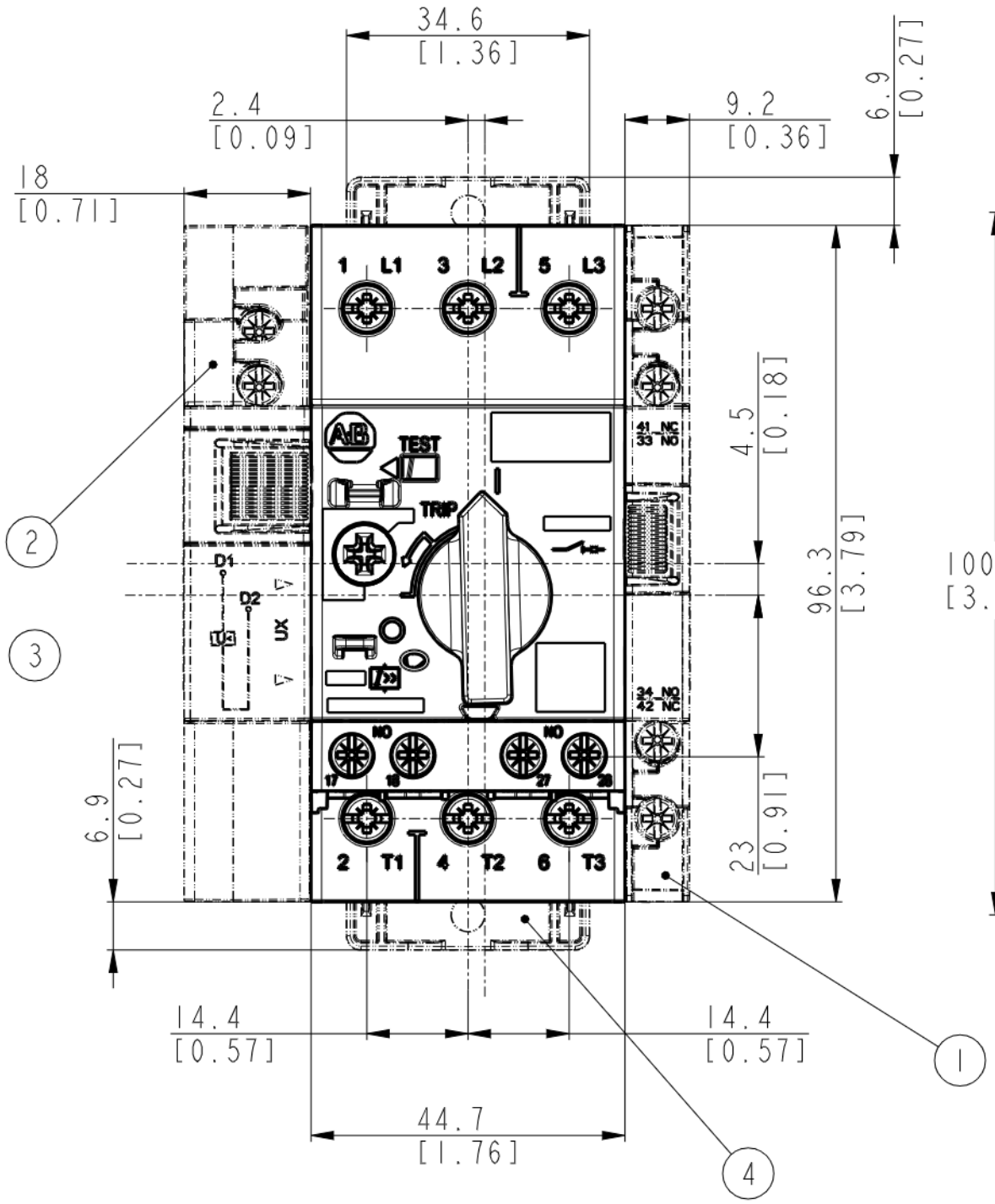

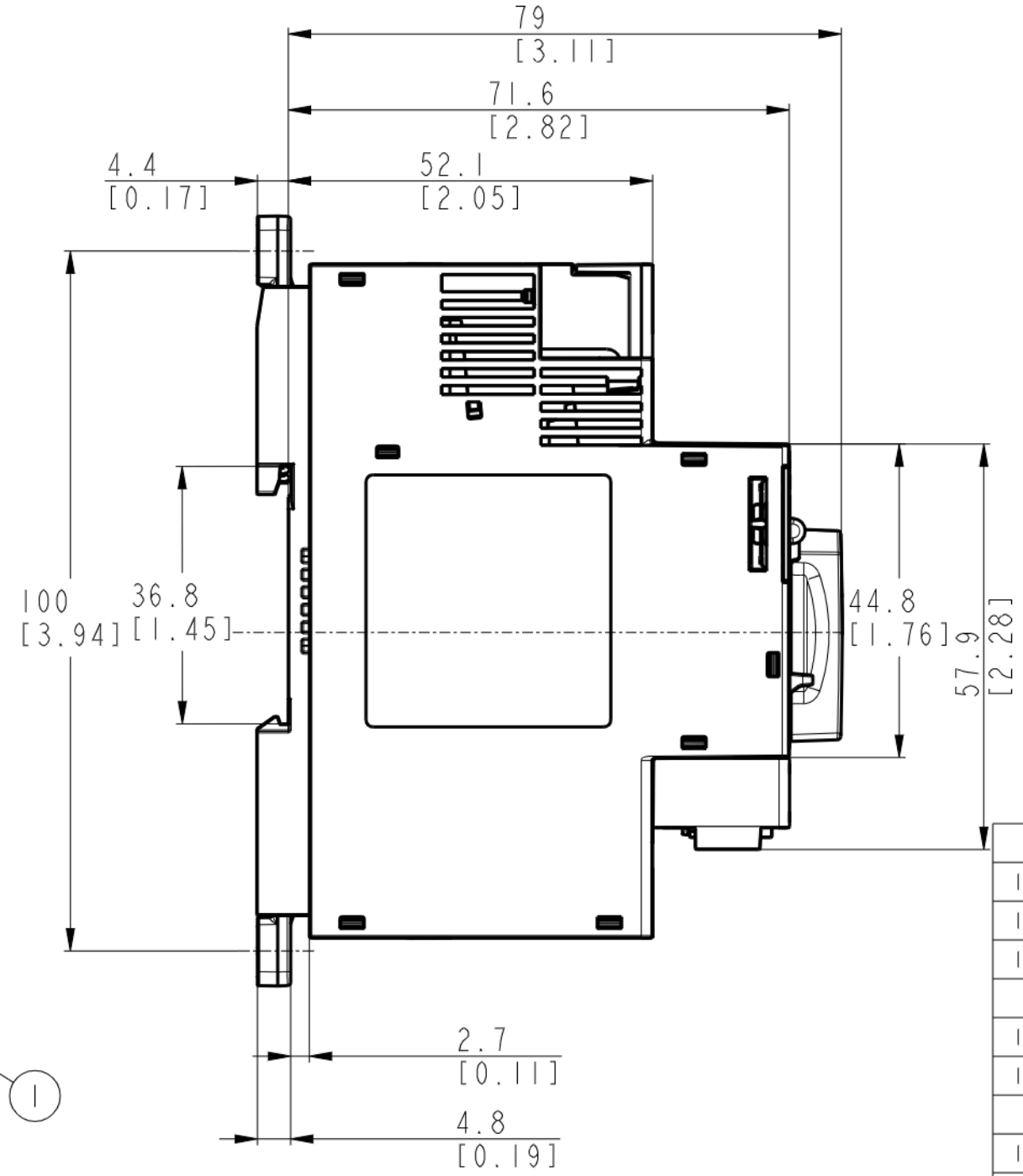

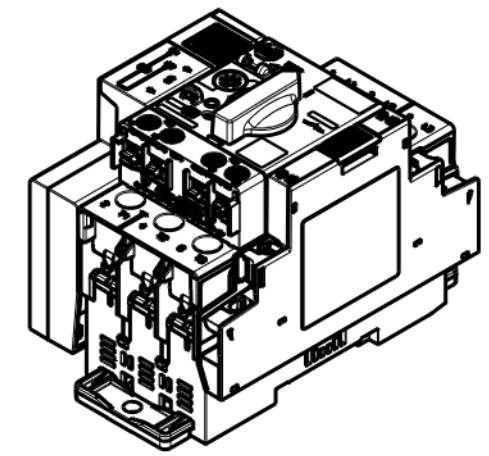

CRITICAL TO QUALITY CLASSIFICATION TABLE

P=PERFORMANCE, F=FIT, A=ASSEMBLY
X=IDENTIFIES APPLICABLE CLASSIFICATION(S)
◇=ENGINEERING AND/OR MANUFACTURING REQUIREMENT
Ⓡ=REGULATORY REQUIREMENT-CONFORMANCE IS MANDATORY

COMMENTS	DRAWING ZONE	P	F	A	R
ROHS	G1-H1				X

Catalog No	Model /Dir No	Material No
140MT-C3E-C32	10003311756	PN-494444
140MT-C3E-C29		PN-494443
140MT-C3E-C25		PN-494442
140MT-C3E-C20		PN-494441
140MT-C3E-C16		PN-494440
140MT-C3E-C10		PN-494439
140MT-C3E-B63		PN-494438
140MT-C3E-B40		PN-494437
140MT-C3E-B25		PN-494436
140MT-C3E-B16		PN-494435
140MT-C3E-B10		PN-494434
140MT-C3E-A63		PN-494430
140MT-C3E-A40		PN-494422
140MT-C3E-A25		PN-494421
140MT-C3E-A16		PN-494401

1. Side Mounted, Auxiliary Contact 140MT-C-ASA*
2. Undervoltage trip or Shunt trip 140MT-C-UX* 140MT-C-SN*
3. Front Mount, Auxiliary Contact 140MT-C-AFA*
4. Screw Mounting Adapter 140MT-C-N45

-Dimensions are shown in mm [inches]
-Dimensions are not intended to be used for manufacturing purposes

Ⓡ MUST COMPLY WITH ROCKWELL AUTOMATION ENVIRONMENTAL SPECIFICATION 970-20-01

ALL UNDIMENSIONED GEOMETRIES ARE CONTROLLED BY THE CAD MODEL. IN CASE OF DIMENSION DISCREPANCY, CAD MODEL OVERRIDES.

FIRST ANGLE PROJECTION

Rockwell Automation

DESCRIPTION: 140MT-C3E

CREATED BY: RPAMPAT
CHANGED BY: PKLANDE

CONFIDENTIAL AND PROPRIETARY INFORMATION.
THIS DOCUMENT CONTAINS CONFIDENTIAL AND PROPRIETARY INFORMATION OF ROCKWELL AUTOMATION, INC. AND MAY NOT BE USED, COPIED OR DISCLOSED TO OTHERS, EXCEPT WITH THE AUTHORIZED WRITTEN PERMISSION OF ROCKWELL AUTOMATION, INC.

DATE: 2021-08-20 | SHEET 1 OF 1

SIZE: A3 | DIR: 10005888483 | VER: 00