



Switch disconnector 80 A, Size 2, 3-pole Front operating mechanism center Basic unit without handle flat terminal incl. phase barriers

Model	
product brand name	SENTRON
product designation	3KD switch disconnector
design of the product	Switch
display version for switch position indicator door-coupling rotary operating mechanism	ON-OFF
design of the actuating element	Without handle
type of the driving mechanism	Front operating mechanism
type of the driving mechanism motor drive	No
General technical data	
number of poles	3
type of device	fixed mounting
size of switch disconnector	2
mechanical service life (operating cycles) typical	15 000
electrical endurance (operating cycles)	
• at AC-23 A at 690 V	1 500
• at DC-23 A at 440 V	1 500
I <sup>2</sup> t value	
• with closed switch at 1000 V for combination switch +gG/aM SITOR fuse maximum	19 815 A <sup>2</sup> ·s
• of the fuse at 500 V maximum permissible	223 005 A <sup>2</sup> ·s
• of the gG fuse at 690 V maximum permissible	226 005 A <sup>2</sup> ·s
• of the gG/aM SITOR fuse at 1000 V maximum permissible	48 000 A <sup>2</sup> ·s
• of the molded case circuit breaker at 415 V maximum permissible	1 750 000 A <sup>2</sup> ·s
position of the switch operating mechanism	after the first pole
overvoltage in percent relative to the operating voltage at AC at 400, 500, 690 V at 50/60 Hz	10 %
overvoltage category	III
degree of pollution	3
Voltage	
operating voltage with current paths in series	
• with degree of pollution 2 at DC rated value	440 V / 3
• with degree of pollution 3 at DC rated value	440 V / 3
insulation voltage	
• rated value	1 000 V
surge voltage resistance rated value	8 kV
operational current at AC-22 A at 1000 V maximum	80 A
let-through current of the fuse at 500 V maximum permissible	25 700 A
let-through current of the gG fuse at 690 V maximum	29 500 A

permissible	
<b>Supply voltage</b>	
operating voltage at AC rated value	1 000 V
<b>Protection class</b>	
protection class IP	IP00
protection class IP	
• with closed switch with cover or cable lug cover	IP20
• on the front	IP00
<b>Dissipation</b>	
power loss [W]	
• with conventional rated thermal current per pole	1.1 W
• with conventional rated thermal current per device	3.3 W
• for rated value of the current at AC in hot operating state per pole	1.1 W
<b>Main circuit</b>	
operating power	
• at AC-23 A at 500 V rated value	55 kW
operational current rated value	80 A
<b>Auxiliary circuit</b>	
number of connected NC contacts for auxiliary contacts	0
number of connected NO contacts for auxiliary contacts	0
number of connected CO contacts for auxiliary contacts	0
number of CO contacts for auxiliary contacts	4
number of NC contacts for auxiliary contacts	0
number of NO contacts for auxiliary contacts	0
<b>Suitability</b>	
suitability for use main switch	Yes
suitability for use switch disconnecter	Yes
suitability for use EMERGENCY OFF switch	Yes
suitability for use safety switch	Yes
suitability for use maintenance/repair switch	Yes
<b>Product details</b>	
product feature interlock	No
product component	
• trip indicator	No
• voltage trigger	No
• undervoltage release	No
• undervoltage release with leading contact	No
product extension auxiliary switch	Yes
product extension optional	
• motor drive	No
• voltage trigger	No
<b>Short circuit</b>	
short-time withstand current (I <sub>cw</sub> ) at 1000 V AC/440 V DC limited to 1 s rated value	4 kA
short-circuit current making capacity (I <sub>cm</sub> ) for switch disconnecter	
• at 400 V AC without fuse link rated value minimum	30 kA
• at 1000 V AC without fuse link rated value minimum	12 kA
• at DC 440 V without fuse link rated value minimum	12 kA
• without fuse link rated value minimum	12 kA
conditional short-circuit current with line-side fuse protection	
• at 415 V by molded case circuit breaker rated value	65 kA
• at 500 V by gG fuse rated value	100 kA
• at 690 V by gG fuse rated value	100 kA
<b>Connections</b>	
type of connectable conductor cross-sections for aluminum conductor	
• stranded with lug	1x (10 ... 70 mm <sup>2</sup> )
type of connectable conductor cross-sections	
• with combination of Al conductor+switch	80 A / 70 mm <sup>2</sup>

• for copper busbar	1x (20x3 mm <sup>2</sup> )
<b>type of connectable conductor cross-sections for copper conductor</b>	
• stranded with lug according to DIN 46234	1x (2.5 ... 95 mm <sup>2</sup> ), 2x (25 ... 50 mm <sup>2</sup> )
• stranded with lug according to DIN 46235	1x (25 ... 70 mm <sup>2</sup> ), 2x (25 ... 50 mm <sup>2</sup> )
type of electrical connection for main current circuit	flat connector

#### Mechanical Design

height	168 mm
width	121 mm
depth	68 mm
fastening method	Screw fixing and standard rail mounting 35 mm
fastening method	
• 4-hole front mounting	No
• front mounting with central attachment	No
• rail mounting	Yes
mounting position	any
net weight	1 017 g

#### Environmental conditions

ambient temperature during operation	
• minimum	-25 °C
• maximum	70 °C
ambient temperature during storage	
• minimum	-50 °C
• maximum	80 °C

#### Certificates

reference code according to IEC 81346-2	Q
---	---

#### Approvals Certificates

General Product Approval
--------------------------



[Confirmation](#)



[Miscellaneous](#)

General Product Approval	Test Certificates	Marine / Shipping	other
--------------------------	-------------------	-------------------	-------



[Type Test Certificates/Test Report](#)



[Confirmation](#)

[Miscellaneous](#)

#### Environment

[Environmental Conformations](#)

[Environmental Conformations](#)

#### Further information

##### Information on the packaging

<https://support.industry.siemens.com/cs/ww/en/view/109813875>

##### Information- and Downloadcenter (Catalogs, Brochures,...)

<http://www.siemens.com/lowvoltage/catalogs>

##### Industry Mall (Online ordering system)

<https://mall.industry.siemens.com/mall/en/en/Catalog/product?mlfb=3KD2830-0NE20-0>

##### Service&Support (Manuals, Certificates, Characteristics, FAQs,...)

<https://support.industry.siemens.com/cs/ww/en/ps/3KD2830-0NE20-0>

##### Image database (product images, 2D dimension drawings, 3D models, device circuit diagrams, ...)

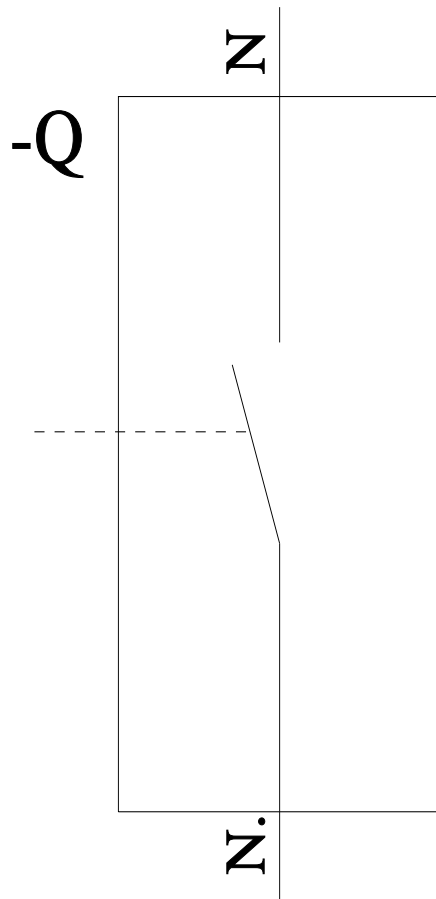
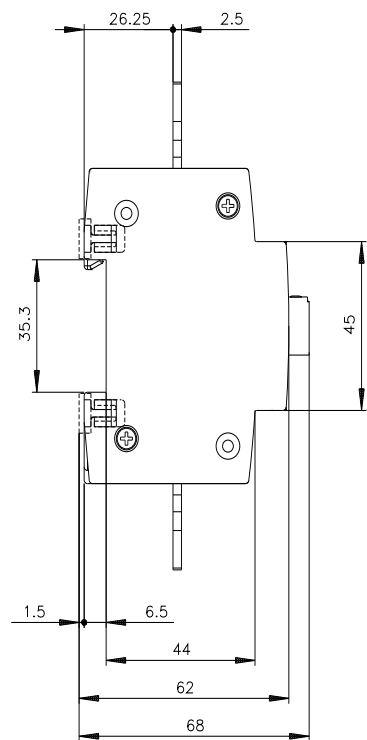
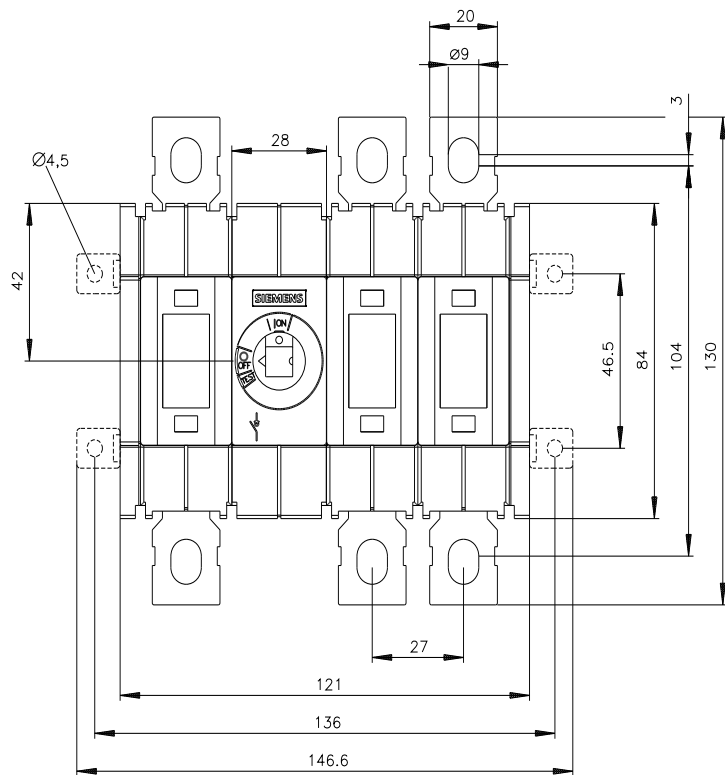
[http://www.automation.siemens.com/bilddb/cax\\_en.aspx?mlfb=3KD2830-0NE20-0](http://www.automation.siemens.com/bilddb/cax_en.aspx?mlfb=3KD2830-0NE20-0)

##### CAX-Online-Generator

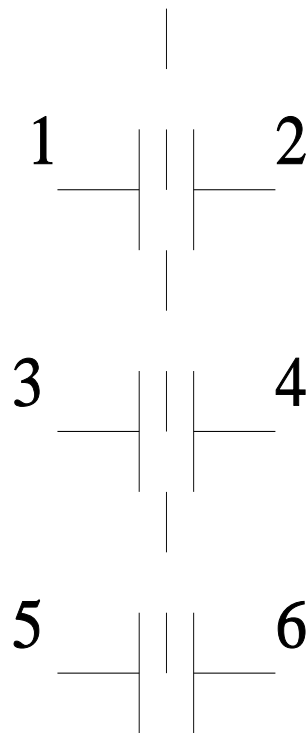
<http://www.siemens.com/cax>

##### Tender specifications

<http://www.siemens.com/specifications>



# -CR



---

last modified:

8/9/2024 

