



auxiliary switch, on the front, 4 NO, 53/54, 63/64, 73/74, 83/84, current path: 1 NO, 1 NO, 1 NO, 1 NO, spring-loaded terminal, physically coded, only with contactor relays 3RH2140 and 3RH2440 combinable (according to EN 50011)

| | |
|---|---|
| product brand name | SIRIUS |
| product category | Auxiliary switch |
| product designation | auxiliary switch |
| design of the product | Can be snapped onto front of 3RH2140/3RH2440 auxiliary switch |
| product type designation | 3RH29 |
| suitability for use | for 3RH2 |
| General technical data | |
| insulation voltage with degree of pollution 3 at AC rated value | 690 V |
| surge voltage resistance rated value | 6 kV |
| protection class IP on the front | IP20 |
| mechanical service life (operating cycles) typical | 10 000 000 |
| electrical endurance (operating cycles) at AC-15 at 230 V typical | 200 000 |
| Substance Prohibition (Date) | 10/01/2009 |
| Weight | 59.3 g |
| number of NC contacts for auxiliary contacts | |
| • instantaneous contact | 0 |
| • lagging switching | 0 |
| number of NO contacts for auxiliary contacts | |
| • instantaneous contact | 4 |
| • leading contact | 0 |
| number of CO contacts of auxiliary contacts instantaneous contact | 0 |
| operational current at AC-15 at 690 V rated value | 1 A |
| operational current of auxiliary contacts at AC-12 | |
| • at 24 V | 10 A |
| • at 230 V | 10 A |
| operational current of auxiliary contacts at AC-14 | |
| • at 125 V | 6 A |
| • at 250 V | 6 A |
| operational current of auxiliary contacts at AC-12 maximum | 10 A |
| operational current of auxiliary contacts at AC-15 | |
| • at 24 V | 6 A |
| • at 230 V | 6 A |
| • at 400 V | 3 A |
| operational current of auxiliary contacts at DC-12 | |
| • at 24 V | 10 A |
| • at 110 V | 3 A |
| • at 220 V | 1 A |
| operational current with 2 current paths in series at DC-12 | |
| • at 24 V rated value | 10 A |

| | |
|---|---|
| <ul style="list-style-type: none"> • at 60 V rated value • at 110 V rated value • at 220 V rated value • at 440 V rated value • at 600 V rated value | 10 A 4 A 2 A 1.3 A 0.65 A |
| operational current with 3 current paths in series at DC-12 <ul style="list-style-type: none"> • at 24 V rated value • at 60 V rated value • at 110 V rated value • at 220 V rated value • at 440 V rated value • at 600 V rated value | 10 A 10 A 10 A 3.6 A 2.5 A 1.8 A |
| operational current with 2 current paths in series at DC-13 <ul style="list-style-type: none"> • at 24 V rated value • at 60 V rated value • at 110 V rated value • at 220 V rated value • at 440 V rated value • at 600 V rated value | 10 A 3.5 A 1.3 A 0.9 A 0.2 A 0.1 A |
| operational current with 3 current paths in series at DC-13 <ul style="list-style-type: none"> • at 24 V rated value • at 60 V rated value • at 110 V rated value • at 220 V rated value • at 440 V rated value • at 600 V rated value | 10 A 4.7 A 3 A 1.2 A 0.5 A 0.26 A |
| operational current of auxiliary contacts at DC-13 <ul style="list-style-type: none"> • at 24 V • at 48 V • at 60 V • at 110 V • at 125 V • at 220 V • at 250 V | 6 A 2 A 2 A 1 A 0.9 A 0.3 A 0.3 A |
| contact reliability of auxiliary contacts | 1 faulty switching per 100 million (17 V, 1 mA) |
| Ambient conditions | |
| ambient temperature | |
| <ul style="list-style-type: none"> • during operation • during storage | -25 ... +60 °C -55 ... +80 °C |
| Environmental footprint | |
| Environmental Product Declaration(EPD) | Yes |
| Global Warming Potential [CO2 eq] total | 0.92 kg |
| Global Warming Potential [CO2 eq] during manufacturing | 0.34 kg |
| Global Warming Potential [CO2 eq] during operation | 0.562 kg |
| Global Warming Potential [CO2 eq] after end of life | 0.017 kg |
| Safety related data | |
| product function | |
| <ul style="list-style-type: none"> • mirror contact according to IEC 60947-4-1 • positively driven operation according to IEC 60947-5-1 | No Yes |
| Installation/ mounting/ dimensions | |
| fastening method | snap-on mounting |
| height | 41.5 mm |
| width | 36 mm |
| depth | 47.7 mm |
| Connections/ Terminals | |
| type of electrical connection for auxiliary and control circuit | spring-loaded terminals |
| connectable conductor cross-section for auxiliary contacts | |
| <ul style="list-style-type: none"> • solid or stranded • finely stranded with core end processing • finely stranded without core end processing | 0.5 ... 2.5 mm ² 0.5 ... 2.5 mm ² 0.5 ... 2.5 mm ² |

| | |
|---|--|
| type of connectable conductor cross-sections | |
| <ul style="list-style-type: none"> • for auxiliary contacts <ul style="list-style-type: none"> — solid or stranded — finely stranded with core end processing — finely stranded without core end processing • for AWG cables for auxiliary contacts | <p>2x (0.5 ... 2.5 mm²)</p> <p>2x (0.5 ... 1.5 mm²)</p> <p>2x (0.5 ... 2.5 mm²)</p> <p>2x (20 ... 14)</p> |
| AWG number as coded connectable conductor cross section for auxiliary contacts | 20 ... 14 |

Approvals Certificates

General Product Approval



[Confirmation](#)



[KC](#)

| General Product Approval | EMV | Functional Safety | Test Certificates | Marine / Shipping |
|--------------------------|-----|-------------------|-------------------|-------------------|
|--------------------------|-----|-------------------|-------------------|-------------------|



[Type Examination Certificate](#)

[Type Test Certificates/Test Report](#)

[Special Test Certificate](#)



Marine / Shipping



| other | Railway | Environment |
|-------|---------|-------------|
|-------|---------|-------------|

[Miscellaneous](#)

[Confirmation](#)

[Type Test Certificates/Test Report](#)

[Special Test Certificate](#)



[Environmental Confirmations](#)

Further information

Information on the packaging

<https://support.industry.siemens.com/cs/ww/en/view/109813875>

Information- and Downloadcenter (Catalogs, Brochures,...)

<https://www.siemens.com/ic10>

Industry Mall (Online ordering system)

<https://mall.industry.siemens.com/mall/en/en/Catalog/product?mlfb=3RH2911-2GA40>

Cax online generator

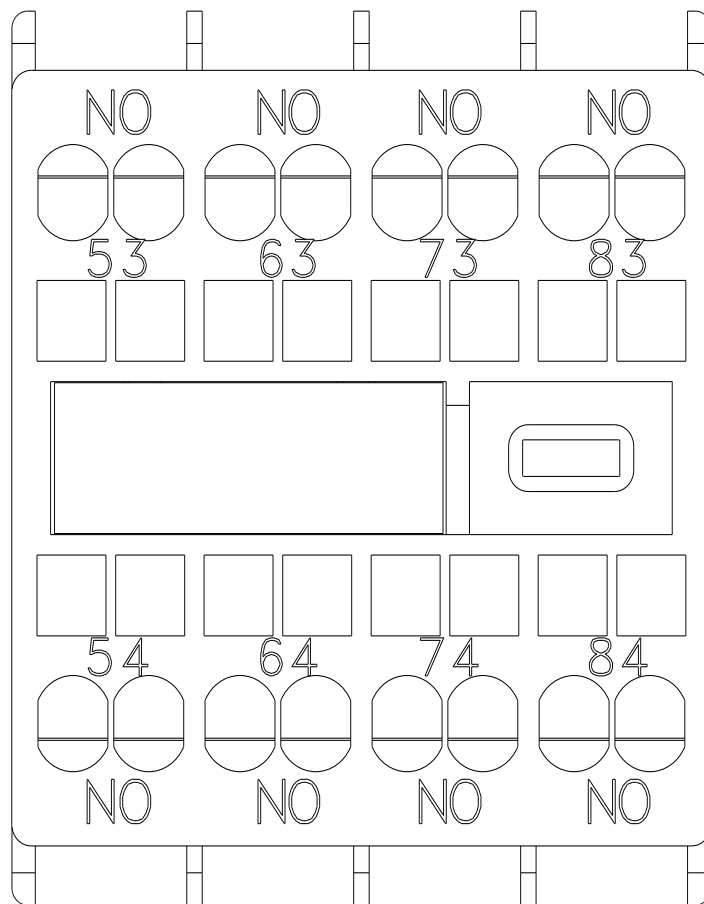
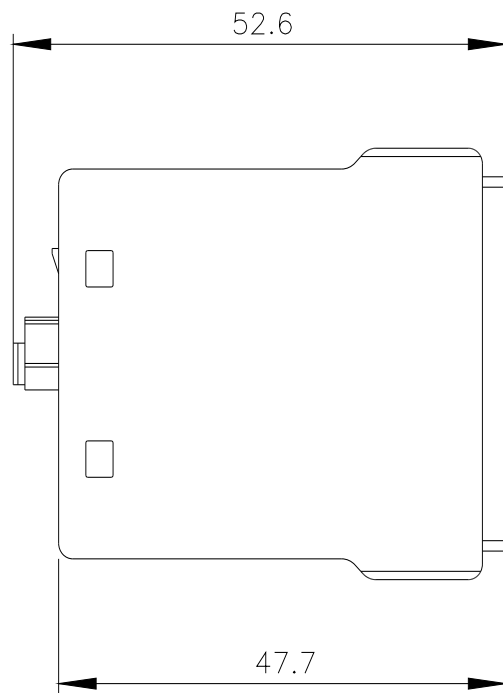
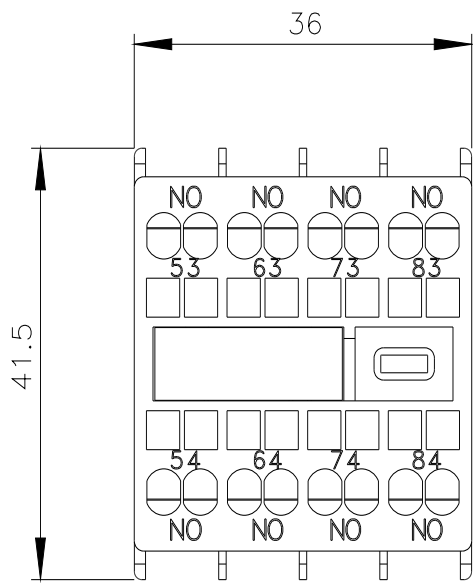
<http://support.automation.siemens.com/WW/CAXorder/default.aspx?lang=en&mlfb=3RH2911-2GA40>

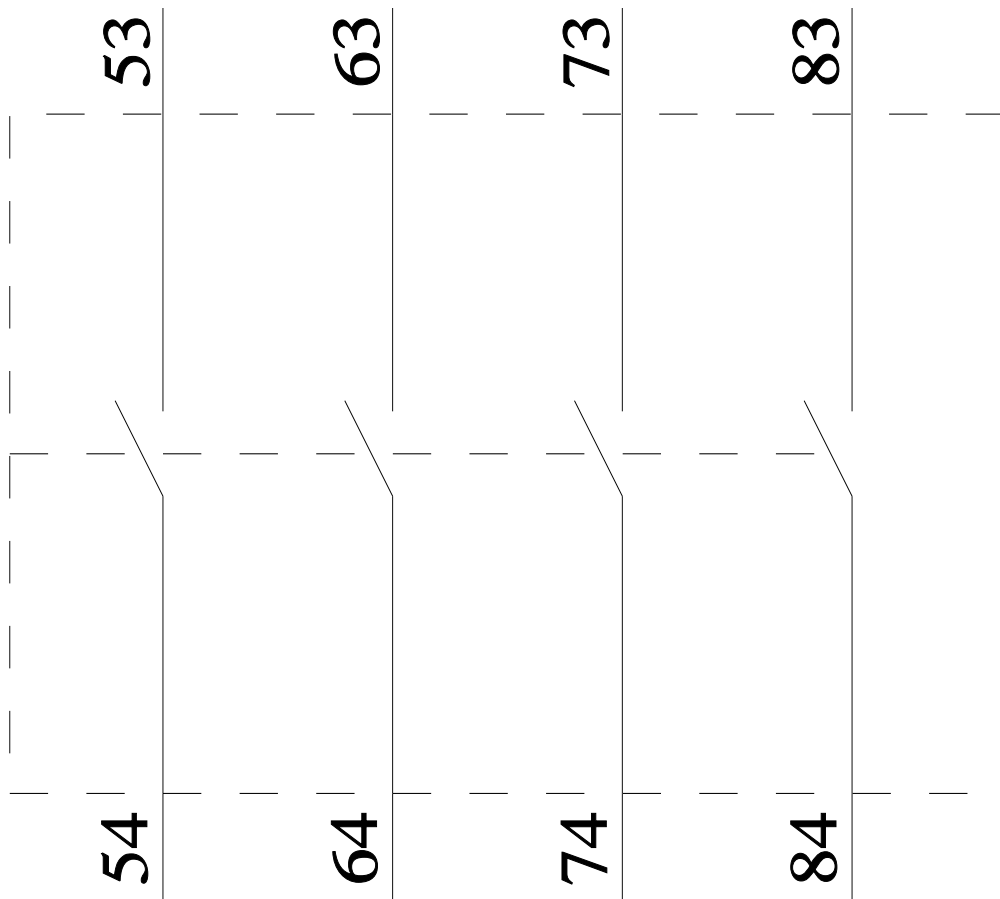
Service&Support (Manuals, Certificates, Characteristics, FAQs,...)

<https://support.industry.siemens.com/cs/ww/en/ps/3RH2911-2GA40>

Image database (product images, 2D dimension drawings, 3D models, device circuit diagrams, EPLAN macros, ...)

http://www.automation.siemens.com/bilddb/cax_de.aspx?mlfb=3RH2911-2GA40&lang=en





last modified:

1/23/2024 