


Switch disconnecter with fuse 630 A, Size 5, 3-pole for LV HRC fuse Sz. 2 and 3
Front operating mechanism left Basic unit without handle flat terminal



Model	
product brand name	SENTRON
product designation	3KF switch disconnecter with fuses
design of the product	3KF switch disconnecter with fuses
product variations	3KF NH
design of the actuating element	without
design of handle	Without
direction of actuation	from the front
type of the driving mechanism motor drive	No
number of poles	3
size of disconnecting link	3 and 2
size of switch disconnecter	5
size of fuse link	NH2, NH3
mechanical service life (operating cycles) typical	6 000
electrical endurance (operating cycles)	
• at AC-23 A at 440 V	1 500
• at AC-23 A at 690 V	1 000
• at DC-23 A at 440 V	1 000
I2t value	
• with closed switch for combination switch + fuse at 500 V maximum	4 100 000 A²·s
• with closed switch for combination switch + fuse at 400 V maximum	4 100 000 A²·s
• with closed switch at 690 V for combination switch + gG fuse maximum	2 050 000 A²·s
• of the fuse at 500 V maximum permissible	10 400 000 A²·s
• of the gG fuse at 690 V maximum permissible	7 000 000 A²·s
• of the aM fuse at 690 V maximum permissible	7 000 000 A²·s
position of the switch operating mechanism	left
fuse system	LV HRC fuse
overvoltage category	IV
operating voltage with current paths in series	
• with degree of pollution 2 at DC rated value	440 / 3
• with degree of pollution 3 at DC rated value	440 / 3
surge voltage resistance rated value	12 kV
Supply voltage	
operating voltage at AC rated value maximum	690 V
Protection class	
protection class IP	IP00
protection class IP	
• with closed switch with cover or cable lug cover	IP20

- on the front

IP00

Dissipation

power loss [W]

• with conventional rated thermal current per pole	40 W
• with conventional rated thermal current per device	120 W
• with conventional rated thermal current without fuse per pole	40 W
• with conventional rated thermal current without fuse per device	120 W
• for rated value of the current at AC in hot operating state per pole	40 W
• of the fuse per fuse maximum	48 W

Main circuit

operating power at AC-23 A at 500 V rated value	400 kW
operational current rated value	630 A

Auxiliary circuit

number of connected NC contacts for auxiliary contacts	0
number of connected NO contacts for auxiliary contacts	0
number of connected CO contacts for auxiliary contacts	0
number of CO contacts for auxiliary contacts	0
number of NC contacts for auxiliary contacts	8
number of NO contacts for auxiliary contacts	8
suitability for use main switch	Yes
suitability for use switch disconnecter	Yes
suitability for use EMERGENCY OFF switch	Yes
suitability for use safety switch	Yes
suitability for use maintenance/repair switch	Yes
product feature interlock	No
product function phase failure monitoring	No
product component	
• voltage trigger	No
• undervoltage release	No
• undervoltage release with leading contact	No
product feature sealable	Yes
product extension auxiliary switch	Yes
product extension optional	
• locking capability	Yes
• motor drive	No
• fuse monitoring	Yes
product function	
• fuse monitoring	No
• overvoltage protection monitoring	No

Short circuit

short-circuit current making capacity (I _{cm}) for switch disconnecter at 690 V AC/440 V DC without fuse link rated value minimum	44 kA
conditional short-circuit current with line-side fuse protection	
• at 500 V by gG fuse rated value	100 kA
• at 690 V by gG fuse rated value	80 kA

Connections

arrangement of electrical connectors for main current circuit	Top and bottom
tightening torque with screw-type terminals	
• minimum	50 N·m
• maximum	75 N·m
type of connectable conductor cross-sections for aluminum conductor stranded with lug	1x (25 ... 300 mm²), 2x (25 ... 300 mm²)
type of connectable conductor cross-sections	
• for copper busbar	1x (50 x 10 mm²)
type of connectable conductor cross-sections for copper conductor	
• stranded with lug according to DIN 46234	1x (25 ... 240 mm²), 2x (25 ... 240 mm²)
• stranded with lug according to DIN 46235	1x (25 ... 300 mm²), 2x (25 ... 300 mm²)

type of electrical connection for main current circuit	flat connector
Mechanical Design	
height	270 mm
width	395 mm
depth	262 mm
fastening method	floor mounting
fastening method	
• 4-hole front mounting	No
• front mounting with central attachment	No
• rail mounting	No
mounting position	any
net weight	15 150 g

Environmental conditions	
ambient temperature during operation	
• minimum	-25 °C
• maximum	70 °C
ambient temperature during storage	
• minimum	-50 °C
• maximum	80 °C

Approvals Certificates	
General Product Approval	



[Confirmation](#)



EG-Konf.



[Miscellaneous](#)

General Product Approval	Test Certificates	Marine / Shipping	other	Environment
--------------------------	-------------------	-------------------	-------	-------------



[Type Test Certificates/Test Report](#)



[Miscellaneous](#)

[Confirmation](#)

[Environmental Confirmations](#)

Environment

[Environmental Confirmations](#)

Further information

Information on the packaging

<https://support.industry.siemens.com/cs/ww/en/view/109813875>

Information- and Downloadcenter (Catalogs, Brochures,...)

<http://www.siemens.com/lowvoltage/catalogs>

Industry Mall (Online ordering system)

<https://mall.industry.siemens.com/mall/en/en/Catalog/product?mlfb=3KF5363-0LF11>

Service&Support (Manuals, Certificates, Characteristics, FAQs,...)

<https://support.industry.siemens.com/cs/ww/en/ps/3KF5363-0LF11>

Image database (product images, 2D dimension drawings, 3D models, device circuit diagrams, ...)

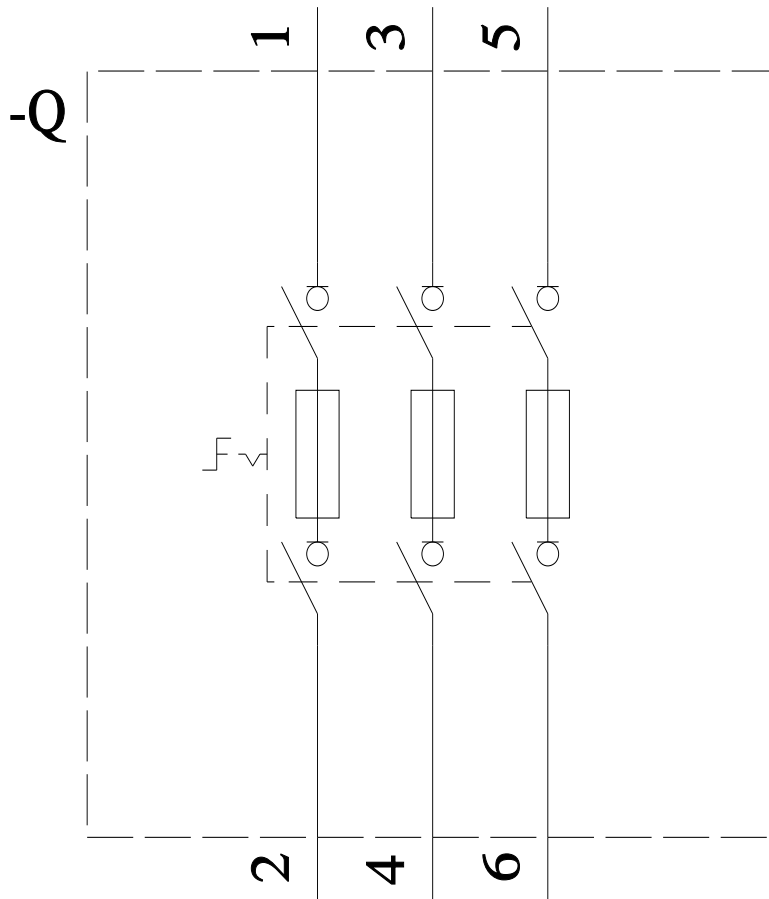
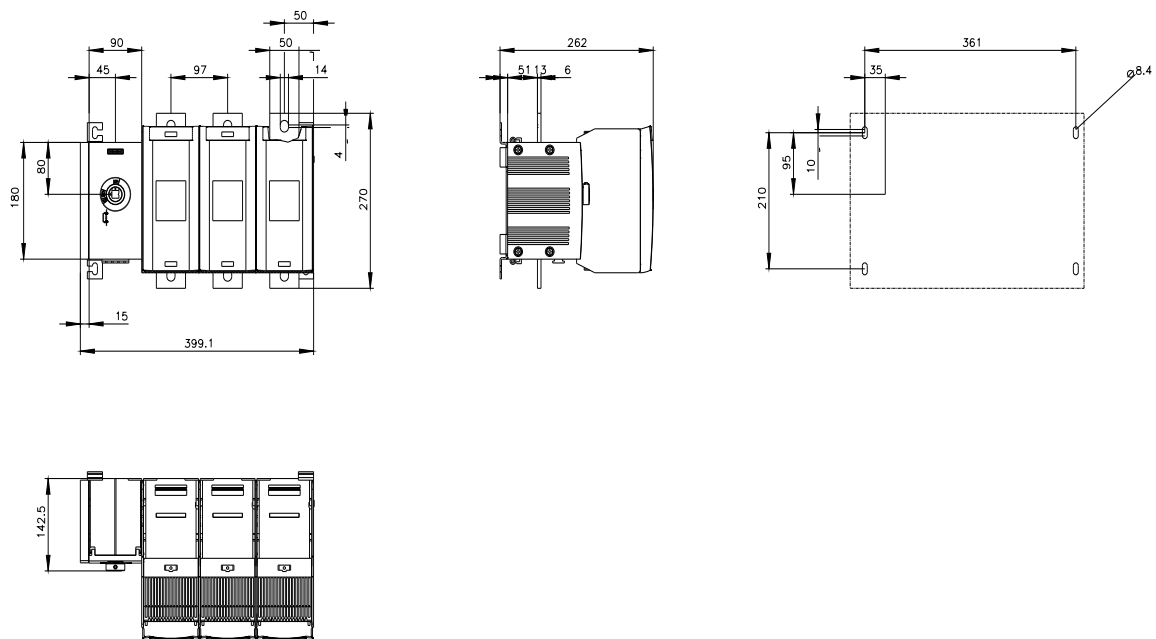
http://www.automation.siemens.com/bilddb/cax_en.aspx?mlfb=3KF5363-0LF11

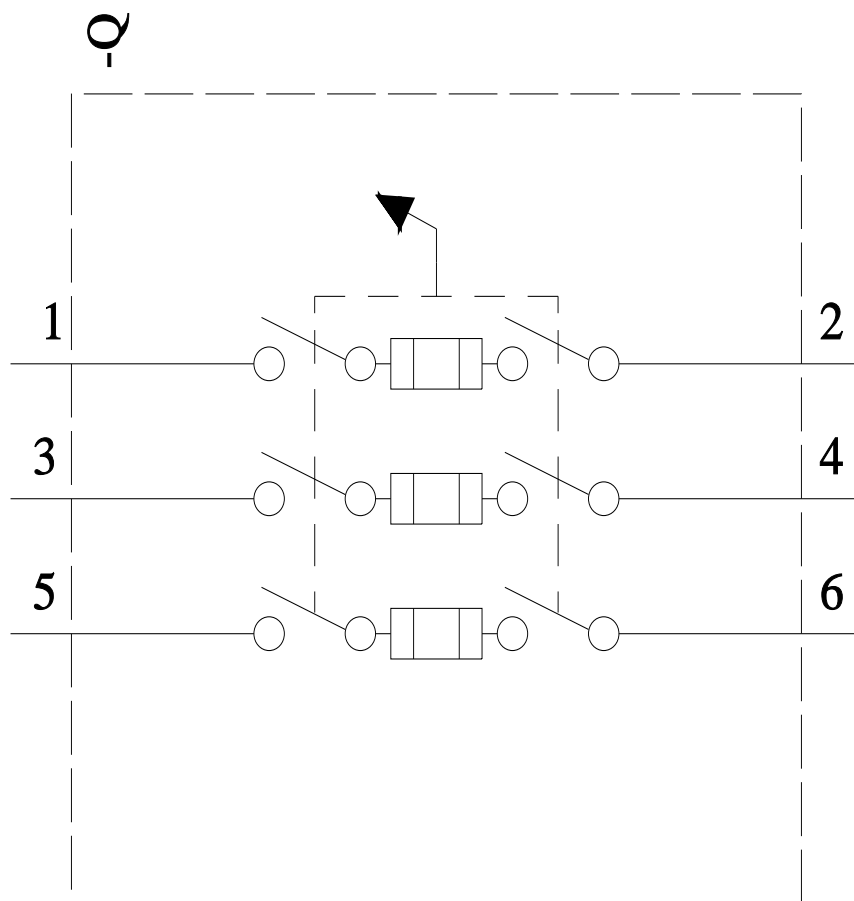
CAX-Online-Generator

<http://www.siemens.com/cax>

Tender specifications

<http://www.siemens.com/specifications>





last modified:

8/2/2022 

